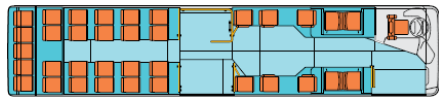
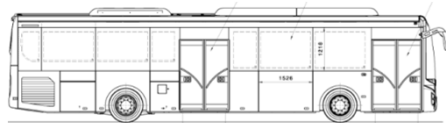


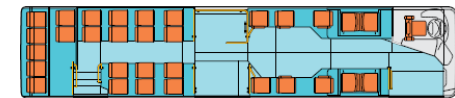
# CROSSWAY



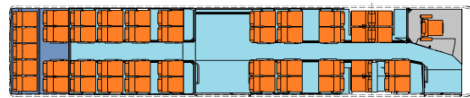
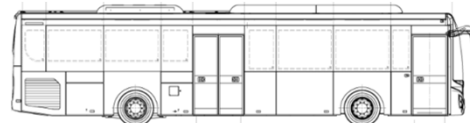
## CROSSWAY Low Entry 12m – Natural Power



35 seats + 1 UFR



31 seats + 1 UFR



Layout 12 m: 45 passengers seats\*

Length	12 050 mm
Width	2 550 mm
Height (With/without A/C)	3 205 mm
Wheelbase	6 030 mm
Front / Rear Overhang	2 725 / 3 295 mm
Front / Middle door access height	320 / 330 mm
Front / Middle door width (std)	1200 mm
Wall-to-wall turning radius	10 720 mm
Kerb-to-kerb turning radius	8 870 mm
Approach / Departure angles	7° / 7°
GVW Line (max permitted weight depends on local legislation)	17 900kg
GVW City (max permitted weight depends on local legislation)	19 500kg
Max. weight Front / Rear axle (Line)	6 300kg / 11 600 kg
Max. weight Front /Rear axle (City)	7 200kg / 12 500 kg

### CURSOR 9 NP

Power @ 2500 rpm	265 kW (360 HP) @ 2200 rpm
Torque	1650 Nm @1200 rpm
Displacement	8,7 litres
6 cylinders in line, vertical longitudinal at the rear, CNG	

**IVECO**  
**BUS**

# CROSSWAY Low Entry 12m - Natural Power

## BODY AND EXTERIOR EQUIPMENT

- Anticorrosion cataphoretic treatment of the structure and of the body, finished with a polyurethane resin final coat.
- Front door 1200 mm 2 leafs, middle door 1200 mm 2 leafs, external opening
- Access to the front lights bulbs through revolving headlamps

## INTERIOR EQUIPEMENT

- Self-adhesive anti-slip PVC carpet on the floor
- Lateral walls covered by laminated panels
- Roof covered by laminated panels
- Separation walls made of laminated panels
- Central platform in front of the middle door
- Manual ramp for disabled persons

## ELECTRICAL EQUIPMENT

- Two batteries 12V – 225 AH
- Two alternators 80A + 140A;
- Electrical box with fuses
- LED Lights: front and rear direction lights, rear position lights, rear brake lights, lateral lights and side markers
- LED DRL
- Front Halogen lights, fog lights
- Fire extinguishing system
- Speed limiter 85km/h (City) 100 km/h (Line)

## WINDOWS/ THERMAL COMFORT

- Tinted simple glass with 5 opening units
- Four heaters for the passengers compartment

## DRIVER'S COMPARTMENT

- Adjustable driver's seat with air suspension, headrest, 3 pts safety belt
- Lateral and front sun visors with manual control
- Driver's separation
- On board computer with fuel consumption control
- Digital tachograph

### Optional:

- Other door combinations for 2&3 door version
- External rearview mirrors, heated, with electrical control
- Ski carrier preparation
- Towing device preparation
- Towing device
- Rear, left or right advertisement panel

### Optional:

- Electrical ramp for disabled persons

### Optional:

- Xenon front lights
- Corner light (integrated in the fog light)
- Alternators: 2x140A
- Warning lights with open doors
- Reverse sensors
- Reverse camera
- 24V and 12V sockets on the dashboard
- FMS plug
- Electrical box with circuit breakers

### Optional:

- Double glasses of the lateral windows, driver's window and passengers doors
- A/C with or without heating
- Electrical defrosting of the windshield
- Reinforced insulations of front and rear panel, side panels and roof

### Optional:

- Driver's seat with heating system
- Driver's box with lock
- Driver's refrigerator
- Driver's A/C
- Front sun visor with electrical control
- Alcolock tester

## GEARBOX

- Automatic gearbox VOITH 864.6

## REAR AXLE

- Single reduction hypoid rear axle equipped with "Quiet ride gears set" for low noise
- Standard axle ratio: 4,63

## FRONT AXLE/ STEERING

- Front axle with independent wheels suspension
- Worm-type steering with integrated power steering

## SUSPENSION

- Full air suspension with self-leveling sensor and kneeling
- Front: 2 combined air springs/2 shock absorbers/1 leveling sensor
- Rear: 4 air springs/4 shock absorbers /1 stabilization bar/2 leveling sensors

## COMPRESSED AIR

- Dual cylinder air compressor 630 cm3 (pressure 9,5 bar)
- Integrated air dryer: bleeding valves on the air tanks

## BRAKES

- EBS (City), EBS/ESP (Line)
- Pneumatic service and emergency braking system with two independent air circuits.
- Brake discs, front and rear, with floating calipers and ABS
- Pneumatic parking brake, operating on the rear wheels

## RETARDER

- Decompression engine brake
- Hydraulic integrated retarder

## CNG TANK

- 1260liters
- CNG filling: NGV 1 NGV 2 on right hand side

## TYRES AND WHEELS

- 275/70 R 22,5 tyres

### Optional:

- Automatic gearbox ZF
- Postponed OPT ZF 6SI611BD mechanical gearbox

### Optional:

- Please see with our commercial representative

### Optional:

- Lifting/Lowering of the vehicle's suspensions
- Reinforced shock absorbers

### Optional:

- ESP (City),

### Optional:

- NGV2 behind front bumper